

## Introduction

Between November 2008 and January 2012, teens in the Lake County chapter of the tobacco prevention group REALITY Illinois conducted a survey to assess Lake County residents' attitude towards tobacco-free parks.

In just over three years, a total of 1,750 surveys were collected from Lake County residents and visitors.

In the following charts, the first column "N" indicates the number of surveys and the second column indicates the percentage of surveys. Only questions with a response are included in the calculations. In 2009, REALITY Illinois collaborated with another youth group that collected 290 surveys in their community; however, that survey omitted the three questions regarding swimming pools, hiking/biking trails, and outdoor festivals. Therefore, the total number of responses (N) for those facilities is approximately 290 less than the others.

A copy of both surveys can be found attached to this document.

The data in this report is organized in three sections: demographics, effects of outdoor tobacco use, and public support for tobacco-free parks.

The **demographics** section includes data on the respondents, including their zip codes, how frequently they visit local parks, age, smoking status, and whether they participate in sports.

The **effects of outdoor tobacco use** includes the respondents' experience with outdoor tobacco smoke and litter, as well as a question on whether they feel outdoor tobacco smoke is harmful.

The **public support** portion shows the percentage of respondents that agree or disagree with tobacco-free policies for various outdoor facilities including parks, playgrounds, sports fields, skate parks, hiking/biking trails, beaches, golf courses, swimming pools and outdoor festivals.

For each question, the response data is separated into 3 categories: **All Surveys, WPD Patrons, and Waukegan Residents**. "WPD Patrons" includes data collected during a tobacco litter clean-up at Bowen Park on 10/22/11, at a recruitment event at Hinkston Field House on 12/28/11 and from participants/spectators of a basketball tournament at the Field House on 1/21/12. "Waukegan Residents" includes survey respondents with a 60079, 60085 or 60087 zip code.

In addition, because there tends to be a common misperception that a majority of golfers smoke, responses from those who indicated they are a golfer is included by the question about golf courses.

## Demographics

Respondents were asked their zip code, how often they visited local parks, their age, smoking status, whether they participate in sports, and if they were a (grand)parent.

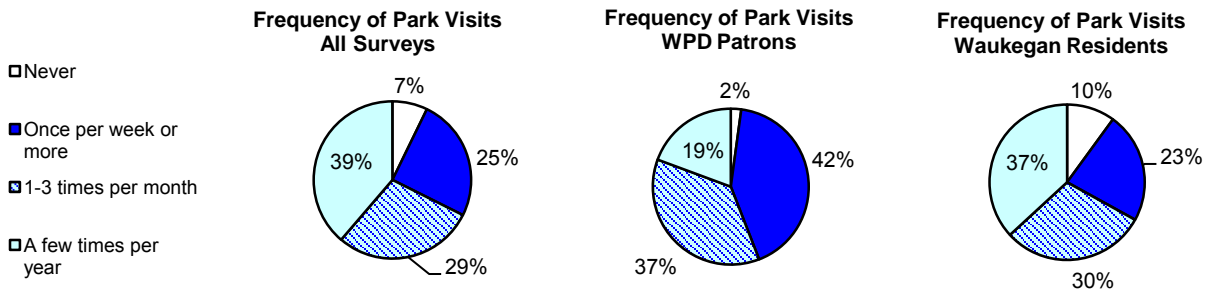
Most surveys are from respondents who live in Lake County; however, 105 (6%) surveys are from individuals who live outside Lake County and 46 respondents (2.6%) did not fill in a zip code. Surveys collected at Waukegan Park District facilities account for 93 (5.3%) of the surveys. Residents who live in the 60079, 60085, or 60087 zip codes completed 212 (12.1%) surveys.

Surveys from Lake County zip codes are listed below, as well the number of surveys from respondents who live outside of Lake County.

## Zip Code

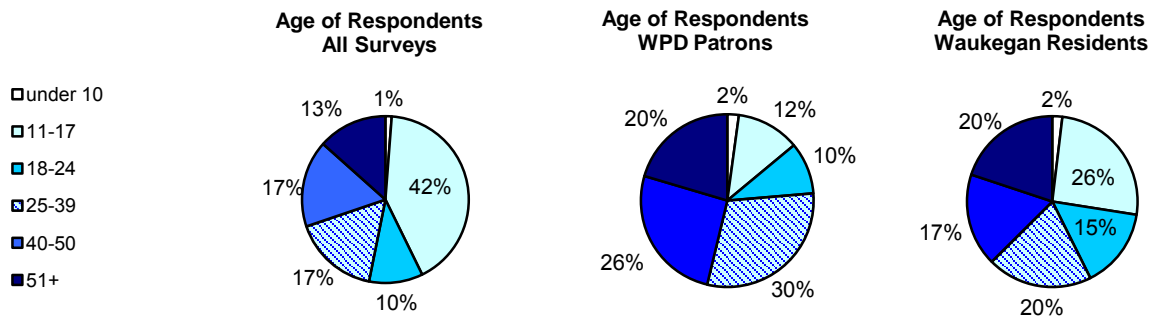
	All		Lake County Residents		WPD patrons		Waukegan Residents	
	N	Percent	N	Percent	N	Percent	N	Percent
60002	14	0.8%	14	0.9%				
60010	5	0.3%	5	0.3%				
60011								
60015	6	0.3%	6	0.4%				
60020	8	0.5%	8	0.5%				
60021	1	0.1%	1	0.1%				
60030	64	3.7%	64	4.0%				
60031	191	10.9%	191	11.9%	7	7.5%		
60035	2	0.1%	2	0.1%				
60037								
60040	1	0.1%	1	0.1%				
60041	8	0.5%	8	0.5%				
60042	3	0.2%	3	0.2%				
60044	7	0.4%	7	0.4%	5	5.4%		
60045	3	0.2%	3	0.2%				
60046	52	3.0%	52	3.3%	1	1.1%		
60047	40	2.3%	40	2.5%				
60048	56	3.2%	56	3.5%	2	2.2%		
60049								
60050	1	0.1%	1	0.1%				
60051	4	0.2%	4	0.3%				
60060	95	5.4%	95	5.9%	1	1.1%		
60061	183	10.5%	183	11.4%				
60064	10	0.6%	10	0.6%	3	3.2%		
60069	5	0.3%	5	0.3%				
60073	229	13.1%	229	14.3%	1	1.1%		
60074	3	0.2%	3	0.2%				
60075	13	0.7%	13	0.8%				
60079	3		3				3	1.4%
60083	28	1.6%	28	1.8%	5	5.4%		
60084	17	1.0%	17	1.1%				
60085	120	6.9%	120	7.5%	17	18.3%	120	56.6%
60086								
60087	89	5.1%	89	5.6%	9	9.7%	89	42.0%
60088	1	0.1%	1	0.1%				
60089	9	0.5%	9	0.6%				
60092								
60096	64	3.7%	64	4.0%				
60099	264	15.1%	264	16.5%	5	5.4%		
Other Illinois	73	4.2%		0.0%	25	26.9%		
Wisconsin	22	1.3%		0.0%	10	10.8%		
Other States	10	0.6%		0.0%	2	2.2%		
No zip given	46	2.6%		0.0%				
<b>Total</b>	<b>1750</b>	<b>100%</b>	<b>1599</b>	<b>100%</b>	<b>93</b>	<b>100%</b>	<b>212</b>	<b>100%</b>

### Demographics (continued)



### Frequency of Park Visits

	All Surveys		WPD Patrons		Waukegan Residents	
	N	Percent	N	Percent	N	Percent
Never	124	7.2%	2	2.2%	21	10.0%
Once per week or more	432	25.1%	39	41.9%	48	23.0%
1-3 times per month	497	28.9%	34	36.6%	63	30.1%
A few times per year	665	38.7%	18	19.4%	77	36.8%
<b>Total</b>	<b>1718</b>	<b>100%</b>	<b>93</b>	<b>100%</b>	<b>209</b>	<b>100%</b>



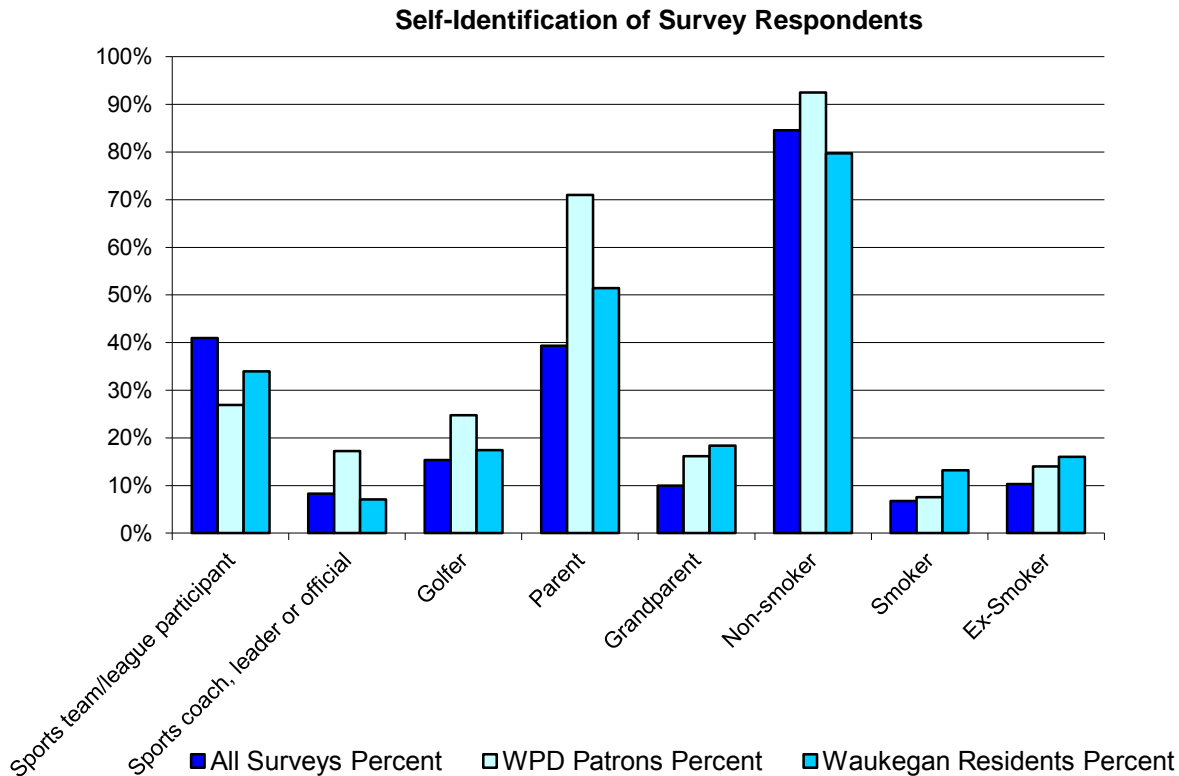
### Age

	All Surveys		WPD Patrons		Waukegan Residents	
	N	Percent	N	Percent	N	Percent
under 10	21	1.2%	2	2.2%	4	1.9%
11-17	722	41.5%	11	11.8%	54	25.6%
18-24	181	10.4%	9	9.7%	32	15.2%
25-39	289	16.6%	28	30.1%	42	19.9%
40-50	292	16.8%	24	25.8%	37	17.5%
51+	233	13.4%	19	20.4%	42	19.9%
<b>Total</b>	<b>1738</b>	<b>100%</b>	<b>93</b>	<b>100%</b>	<b>211</b>	<b>100%</b>

### Demographics (continued)

Respondents were asked to indicate whether they were a sports participant, coach, golfer, parent, grandparent, smoker, nonsmoker, or ex-smoker by checking all the boxes that applied to them.

The nonsmoking rate of respondents with Waukegan zip codes (79.7%) is consistent with state (83%) and national (81%) nonsmoking rates. The percentage of nonsmokers is much higher among Waukegan Park District patrons surveyed (92.5%).



**Please check all the boxes that apply to you. I am a...**

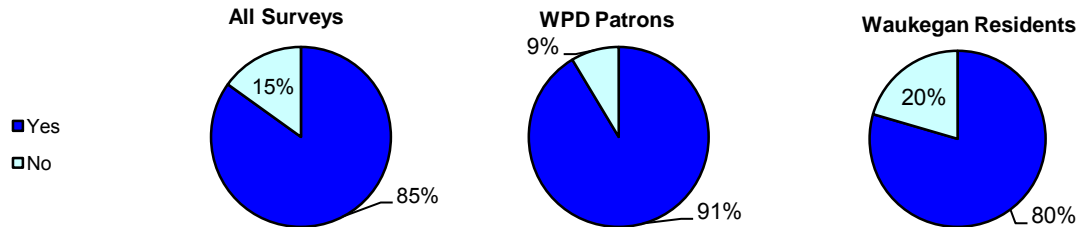
	All Surveys		WPD Patrons		Waukegan Residents	
	N	Percent	N	Percent	N	Percent
Sports team/league participant	717	41.0%	25	26.9%	72	34.0%
Sports coach, leader or official	145	8.3%	16	17.2%	15	7.1%
Golfer	269	15.4%	23	24.7%	37	17.5%
Parent	688	39.3%	66	71.0%	109	51.4%
Grandparent	175	10.0%	15	16.1%	39	18.4%
Non-smoker	1480	84.6%	86	92.5%	169	79.7%
Smoker	118	6.7%	7	7.5%	28	13.2%
Ex-Smoker	180	10.3%	13	14.0%	34	16.0%
<b>Total Surveys</b>	1750		93		212	

### Effects of Outdoor Tobacco Use

Negative effects of outdoor tobacco use were measured by the questions below referring to litter, being bothered by smoke outside, and health effects.

#### Do you think litter from tobacco products is a problem in these places?

*parks, playgrounds, outdoor sports fields, skateboard/bike parks, hiking/biking trails, beaches, golf courses, swimming pools, and outdoor festivals*

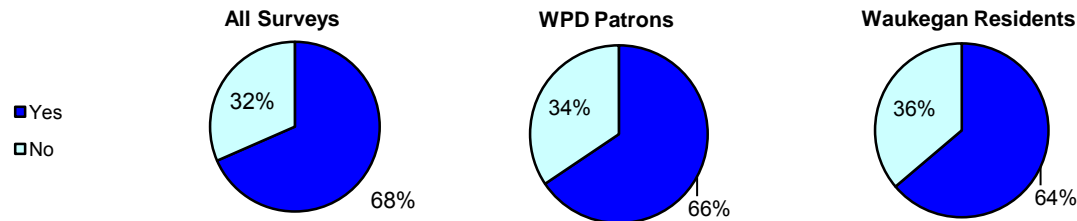


#### Do you think litter from tobacco products is a problem in these places?

	All Surveys		WPD Patrons		Waukegan Residents	
	N	Percent	N	Percent	N	Percent
Yes	1470	84.9%	85	91.4%	167	79.5%
No	261	15.1%	8	8.6%	43	20.5%
Total	1731	100%	93	100%	210	100%

#### Have you been bothered by tobacco smoke at any of the above places?

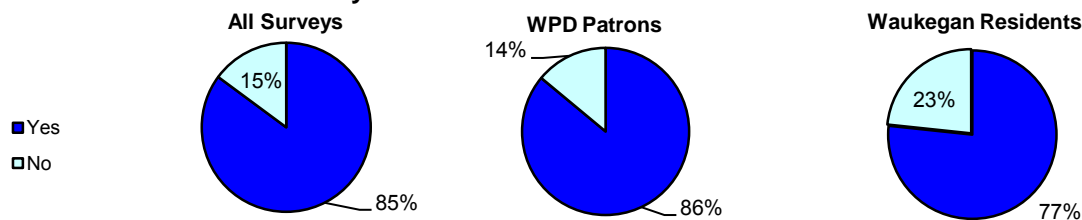
*parks, playgrounds, outdoor sports fields, skateboard/bike parks, hiking/biking trails, beaches, golf courses, swimming pools, and outdoor festivals*



#### Have you been bothered by tobacco smoke at any of the above places?

	All Surveys		WPD Patrons		Waukegan Residents	
	N	Percent	N	Percent	N	Percent
Yes	1189	68.5%	61	65.6%	134	63.8%
No	548	31.5%	32	34.4%	76	36.2%
Total	1737	100%	93	100%	210	100%

#### Do you think outdoor tobacco smoke is harmful?



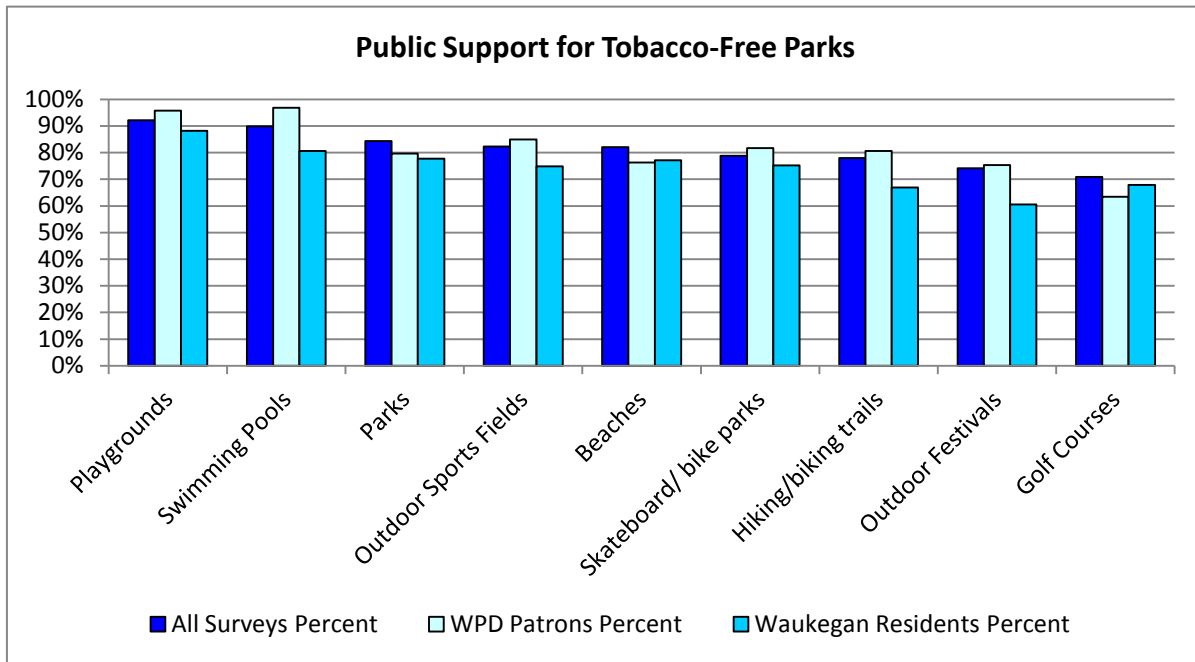
#### Do you think outdoor tobacco smoke is harmful?

	All Surveys		WPD Patrons		Waukegan Residents	
	N	Percent	N	Percent	N	Percent
Yes	1442	85.1%	80	86.0%	161	76.7%
No	252	14.9%	13	14.0%	49	23.3%
Total	1694	100%	93	100%	210	100%

### Public Support for Tobacco-Free Parks

Respondents were asked to circle a number on a scale from 1-5 that best described how they feel about whether various outdoor facilities should be tobacco-free. (1=strongly disagree, 5=strongly agree)

For all facilities, a majority of the Waukegan residents surveyed agreed or strongly agreed with a tobacco-free policy, ranging from 61% for outdoor festivals to 83% for playgrounds. For most facilities, Waukegan Park District patrons reported greater support for a tobacco-free policy than Waukegan residents, including for playgrounds (96%), swimming pools (97%), outdoor sports fields (85%), skate parks (82%) and others. Raw data is found on pages 7-11.



### Ranking of Support for Tobacco-Free Parks

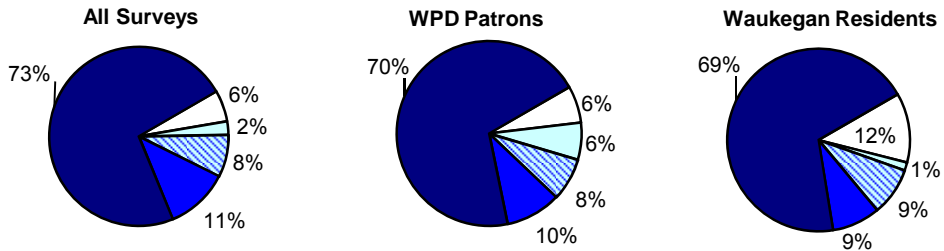
#### Percent Agree or Strongly Agree with Tobacco-Free Facilities

	All Surveys		WPD Patrons		Waukegan Residents	
	Rank	Percent	Rank	Percent	Rank	Percent
Playgrounds	1	92.1%	2	95.7%	1	88.2%
Swimming Pools	2	89.8%	1	96.8%	2	80.6%
Parks	3	84.3%	6	79.6%	3	77.7%
Outdoor Sports Fields	4	82.3%	3	84.9%	6	74.8%
Beaches	5	82.0%	7	76.3%	4	77.1%
Skateboard/ bike parks	6	78.8%	4	81.7%	5	75.2%
Hiking/biking trails	7	78.0%	5	80.6%	8	66.9%
Outdoor Festivals	8	74.1%	8	75.3%	9	60.6%
Golf Courses	9	70.9%	9	63.4%	7	67.9%

### Public Support for Tobacco-Free Parks (continued)

#### Parks should be tobacco-free.

- 1 - Strongly Disagree
- 2
- 3
- 4
- 5 - Strongly Agree

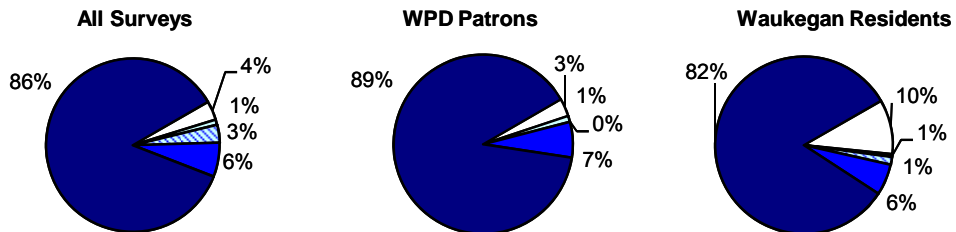


#### Parks

	All Surveys		WPD Patrons		Waukegan Residents	
	N	Percent	N	Percent	N	Percent
1 - Strongly Disagree	98	5.6%	6	6.5%	26	12.3%
2	42	2.4%	6	6.5%	3	1.4%
3	133	7.6%	7	7.5%	18	8.5%
4	199	11.4%	9	9.7%	18	8.5%
5 - Strongly Agree	1268	72.9%	65	69.9%	146	69.2%
<b>Total</b>	<b>1740</b>	<b>100%</b>	<b>93</b>	<b>100%</b>	<b>211</b>	<b>100%</b>

#### Playgrounds should be tobacco-free.

- 1 - Strongly Disagree
- 2
- 3
- 4
- 5 - Strongly Agree

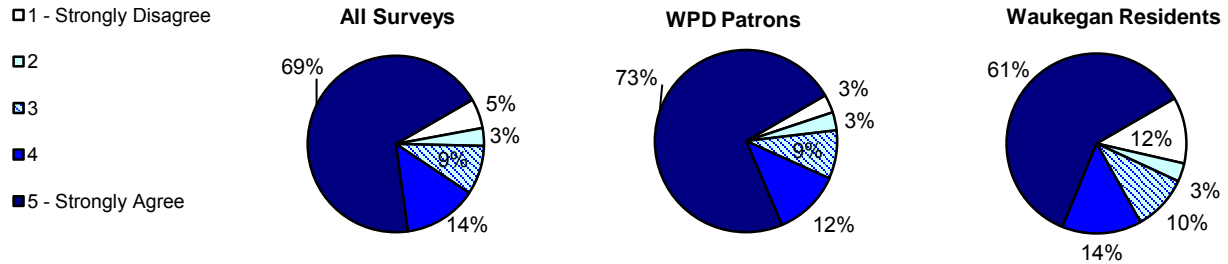


#### Playgrounds

	All Surveys		WPD Patrons		Waukegan Residents	
	N	Percent	N	Percent	N	Percent
1 - Strongly Disagree	62	3.6%	3	3.2%	21	10.0%
2	17	1.0%	1	1.1%	1	0.5%
3	58	3.3%	0	0.0%	3	1.4%
4	111	6.4%	6	6.5%	12	5.7%
5 - Strongly Agree	1495	85.8%	83	89.2%	174	82.5%
<b>Total</b>	<b>1743</b>	<b>100%</b>	<b>93</b>	<b>100%</b>	<b>211</b>	<b>100%</b>

### Public Support for Tobacco-Free Parks (continued)

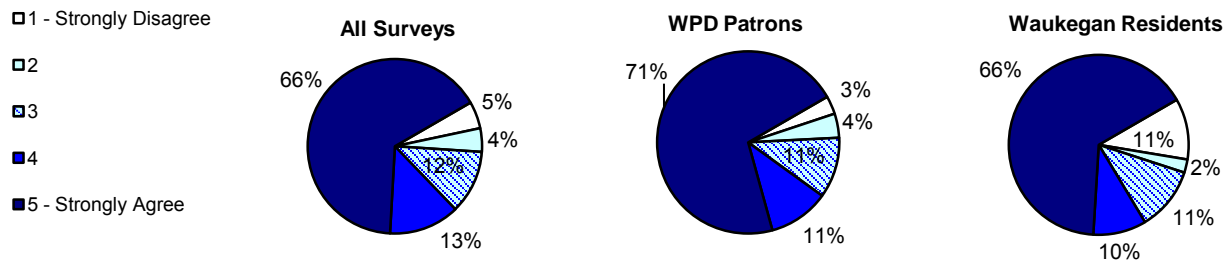
#### Outdoor sports fields should be tobacco-free.



#### Outdoor Sports Fields

	All Surveys		WPD Patrons		Waukegan Residents	
	N	Percent	N	Percent	N	Percent
1 - Strongly Disagree	94	5.4%	3	3.2%	25	11.9%
2	57	3.3%	3	3.2%	7	3.3%
3	156	9.0%	8	8.6%	21	10.0%
4	233	13.4%	11	11.8%	30	14.3%
5 - Strongly Agree	1194	68.9%	68	73.1%	127	60.5%
<b>Total</b>	<b>1734</b>	<b>100%</b>	<b>93</b>	<b>100%</b>	<b>210</b>	<b>100%</b>

#### Skateboard/bike parks should be tobacco-free.



#### Skateboard/bike Parks

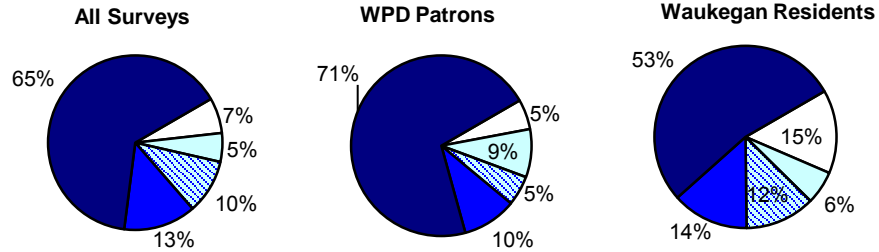
	All Surveys		WPD Patrons		Waukegan Residents	
	N	Percent	N	Percent	N	Percent
1 - Strongly Disagree	87	5.0%	3	3.2%	23	11.0%
2	76	4.4%	4	4.3%	5	2.4%
3	205	11.8%	10	10.8%	24	11.4%
4	227	13.1%	10	10.8%	20	9.5%
5 - Strongly Agree	1144	65.8%	66	71.0%	138	65.7%
<b>Total</b>	<b>1739</b>	<b>100%</b>	<b>93</b>	<b>100%</b>	<b>210</b>	<b>100%</b>



### Public Support for Tobacco-Free Parks (continued)

#### Hiking/biking trails should be tobacco-free.

- 1 - Strongly Disagree
- 2
- 3
- 4
- 5 - Strongly Agree

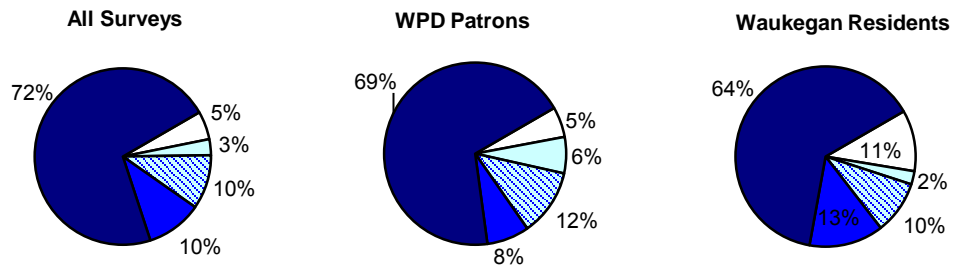


#### Hiking/biking Trails

	All Surveys		WPD Patrons		Waukegan Residents	
	N	Percent	N	Percent	N	Percent
1 - Strongly Disagree	95	6.6%	5	5.4%	25	14.8%
2	77	5.3%	8	8.6%	10	5.9%
3	146	10.1%	5	5.4%	21	12.4%
4	194	13.4%	9	9.7%	23	13.6%
5 - Strongly Agree	936	64.6%	66	71.0%	90	53.3%
<b>Total</b>	<b>1448</b>	<b>100%</b>	<b>93</b>	<b>100%</b>	<b>169</b>	<b>100%</b>

#### Beaches should be tobacco-free.

- 1 - Strongly Disagree
- 2
- 3
- 4
- 5 - Strongly Agree

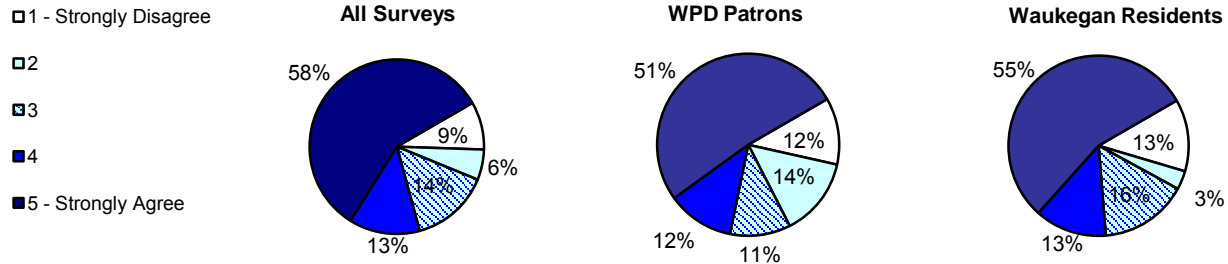


#### Beaches

	All Surveys		WPD Patrons		Waukegan Residents	
	N	Percent	N	Percent	N	Percent
1 - Strongly Disagree	90	5.2%	5	5.4%	23	11.0%
2	51	2.9%	6	6.5%	5	2.4%
3	173	9.9%	11	11.8%	20	9.5%
4	178	10.2%	7	7.5%	28	13.3%
5 - Strongly Agree	1248	71.7%	64	68.8%	134	63.8%
<b>Total</b>	<b>1740</b>	<b>100%</b>	<b>93</b>	<b>100%</b>	<b>210</b>	<b>100%</b>

### Public Support for Tobacco-Free Parks (continued)

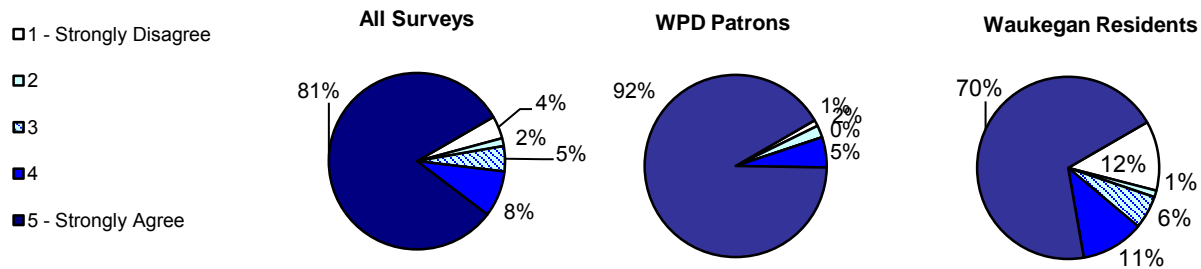
#### Golf courses should be tobacco-free.



#### Golf Courses

	All Surveys		WPD Patrons		Waukegan Residents		Golfers	
	N	Percent	N	Percent	N	Percent	N	Percent
1 - Strongly Disagree	154	8.9%	11	11.8%	27	12.9%	58	21.6%
2	98	5.6%	13	14.0%	7	3.3%	16	6.0%
3	254	14.6%	10	10.8%	33	15.8%	38	14.2%
4	228	13.1%	11	11.8%	27	12.9%	16	6.0%
5 - Strongly Agree	1004	57.8%	48	51.6%	115	55.0%	140	52.2%
<b>Total</b>	<b>1738</b>	<b>100%</b>	<b>93</b>	<b>100%</b>	<b>209</b>	<b>100%</b>	<b>268</b>	<b>100%</b>

#### Swimming pools should be tobacco-free.



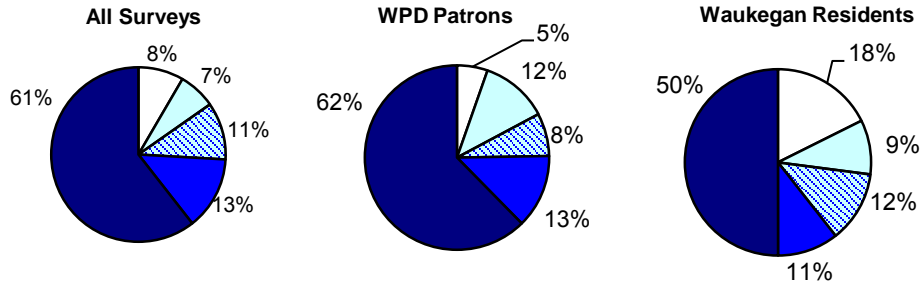
#### Swimming Pools

	All Surveys		WPD Patrons		Waukegan Residents	
	N	Percent	N	Percent	N	Percent
1 - Strongly Disagree	60	4.1%	1	1.1%	21	12.4%
2	21	1.5%	2	2.2%	2	1.2%
3	67	4.6%	0	0.0%	10	5.9%
4	122	8.4%	5	5.4%	19	11.2%
5 - Strongly Agree	1178	81.4%	85	91.4%	118	69.4%
<b>Total</b>	<b>1448</b>	<b>100%</b>	<b>93</b>	<b>100%</b>	<b>170</b>	<b>100%</b>

**Public Support for Tobacco-Free Parks (continued)**

**Outdoor festivals should be tobacco-free.**

- 1 - Strongly Disagree
- 2
- ▨3
- 4
- 5 - Strongly Agree



**Outdoor Festivals**

	All Surveys		WPD Patrons		Waukegan Residents	
	N	Percent	N	Percent	N	Percent
<b>1 - Strongly Disagree</b>	121	8.4%	5	5.4%	30	17.6%
<b>2</b>	99	6.9%	11	11.8%	16	9.4%
<b>3</b>	153	10.6%	7	7.5%	21	12.4%
<b>4</b>	195	13.5%	12	12.9%	18	10.6%
<b>5 - Strongly Agree</b>	872	60.6%	58	62.4%	85	50.0%
<b>Total</b>	1440	100%	93	100%	170	100%

## Appendices

1. Survey Respondents' Comments  
(Responses to Questions 9 and 10)
  - a. Waukegan Residents  
in 60079, 60085, 60087 Zip Codes
  - b. Waukegan Park District Patrons  
surveyed at Bowen Park and Hinkston Field House  
*Comments from other zip codes are available upon request.*
  
2. Survey Tool
  - a. REALITY Illinois Lake County Chapter
  - b. Zion-Benton Township High School Healthy YOUth

### **Survey Respondents' Comments from Waukegan Residents in 60079, 60085, and 60087 zip codes**

- I play soccer at the park, and the smoke reaches the field and the smell is not pleasant.
- People shouldn't smoke around kids.
- Adults should not smoke in front of kids.
- Tobacco use should be away from park – should be 20 feet just like buildings, should not be around kids.
- Tobacco at parks makes me not want to go – for the children's safety
- It worries me because of my kids.
- Children are around tobacco smoke and that's not good. ☹
- My kids asked me once what it was.
- My kids notice it. Good job.
- It doesn't bother me, but it bothers me that kids are around since it's bad for them.
- I've seen tobacco at the park with children around. (x2)
- My kids smell it at the park.
- Teens always smoke. It's bad.
- We go to the park all the time and it worries me!
- I always smell smoke on the golf course.
- I couldn't go into the clubhouse when smoking was allowed inside. It made me sick.
- I don't like smoke in my face at outdoor events. Smoking should be banned at all public events.
- Annoyed by smoke at events
- I hate when I'm going for a jog and tobacco smoke hits me in the face. People should not smoke or use tobacco; it's just bad for you.
- It bothers me when I run.
- I hate to look at cigarette butts on the ground. I hate to walk in fresh air and then have smoke blown in my face. I hate to be downwind of a smoker—smells bad!!
- I don't like tobacco litter, seeing the cigarette butts on the ground.
- The litter, the stench. It's so sad to see young people smoking!
- My mom is the one who litters.
- I feel tobacco litter is considered litter, it is the same, I don't like to see it.
- It takes forever for filters to break down in the environment. Tobacco litter is very ugly and long-lasting.
- Parks are a mess from butts.
- The litter and the smell. Girl scouts are learning about the harms of tobacco.
- It's hard to enjoy yourself when you have smoke blown in your face!
- We are breathing that air.
- Wind blowing towards me from a smoker. I'm glad they stopped smoking in restaurants. It's too bad when behind a car in front of me you know a smoker because it gets in your car like the exhaust from a car in the winter.
- I can't breathe when people around me are smoking. It makes me sick.
- Smells really bad. Hard to breathe when passing someone smoking.
- It stinks, it chokes me, it bothers me.

**Survey Respondents' Comments**  
**from Waukegan Residents in 60079, 60085, and 60087 zip codes**  
*(continued)*

- It bothers me because I have a lung problem.
- Asthma (x2)
- Secondhand smoke with my children who have asthma. I think tobacco should be limited as it affects nonsmokers.
- The smoke bothers me and my kids. We all have asthma. Cigarette butts on floor is disgusting.
- I have asthma so smoke can make it hard for me to breathe.
- I have asthma; it really bothers me. I think what you are doing is GREAT!
- I have asthma and it bothers me! Also the butts are everywhere.
- Allergies
- I'm allergic and very sensitive to scents. Smoke can trigger a migraine.
- It can give me a headache.
- Smoking is bad for your health.
- Secondhand smoke – I think when people smoke it is annoying and harmful and disrespectful of the people around them.
- Smells terrible. Every time I smell it, I cough.
- I always find myself coughing at the first smell of tobacco smoke. Great job!
- The smell
- It smells bad. (x4)
- Smell bothers me. (x2)
- Can't stand the smell, makes clothes stink, dirty habit.
- I used to smoke and it bothers me to smell it.
- I don't like the smell. I like what you're doing.
- It can smell bad and it hurts my eyes which is why I'm not very fond of it.
- I dislike the smell and how secondhand smoke is harmful.
- The sight and smell.
- I don't like the smell.
- Smelling tobacco & "yucky" smoke
- It just bothers me.
- It's gross.
- It's everywhere.
- It's everywhere. I used to smoke.
- At the park everywhere
- Smoke drifts into my car
- The smell is bad and overwhelming
- Since I stopped smoking (1980) any tobacco smoke irritates me.
- Better after quitting – it stinks.
- Since quitting smoking, it bothers me.
- I used to smoke; now the smell just makes me want to throw up.
- I just don't like it.

**Survey Respondents' Comments  
from Waukegan Residents in 60079, 60085, and 60087 zip codes  
(continued)**

- It's annoying. (x2)
- It's everywhere and it's annoying.
- I think if people want to smoke, don't do it where it bothers me. The butts are sickening too.
- I would like to see more tobacco free areas around Waukegan.
- I have a history of cancer in the family.
- I knew smoking was bad since I was 4 years old; used to throw cigarettes away in the house from family.
- I know it's bad that why I quit!
- My wife dies from lung cancer.
- My dad smokes and it makes me sad to think he is slowly killing himself.
- It affected my family and it caused lung problems, so I never tried to smoke or else.
- It's just wrong. It can kill you.
- I used to go to parties and would leave because of the smoke. Tobacco products are bad. They should be banned.
- People just seem to be careless about where they smoke, like when I go to Walmart.
- I just don't understand why people have to smoke.
- The world should be smoke-free!
- You are all doing a great job!
- I think it is bad, but it's a personal choice.
- It's people's right.
- Don't go there.
- My mom smokes so it doesn't bother me.
- I smoke. What's the problem?
- Just don't smoke in front of people who don't like it.
- I think since you're outside it's okay.
- I don't believe smoking in more confined spaces around children is appropriate. I believe if you smoke, you are considerate of others.
- Sports fields and golf courses should have a specific area where you're able to smoke! ☺
- You shouldn't limit people's rights to do what they want to do.
- Not enough disposal, too many laws. If you don't need tobacco, don't start, but it is great stress relief.
- It all depends on consideration of those around you and picking up after yourself. If you smoked a cigarette in a park and put your butt in the trash, no one would know you were there.

**Survey Respondents' Comments  
from Waukegan Park District Patrons at Bowen Park & Hinkston Field House  
(not including those from Waukegan residents)**

- Tobacco use in public places makes me nauseous and gives me a headache
- Tobacco use in the park affects my daughter's asthma.
- My daughter lacks the tumor suppresser gene and needs to stay away from secondhand smoke.
- Seen smoking when children are playing nearby
- Kids pick up the butts.
- Secondhand smoke is harmful. People should not be around it.
- Don't like the smell of it and that the kids have to smell it. Kids shouldn't smoke.
- Smoke bothers my child and my husband is allergic.
- Tobacco use is unnecessary for people hanging out
- Cigarette butts are around and at beaches
- The litter, smell of the smoke
- Smell and litter (x2)
- Why is it that a smoker can litter but a person who throws a bubble gum wrapper on the ground is looked at differently than a person who litters tobacco?
- I run 5 miles on trails, smoke disturbs me and makes me leave the park.
- It smells bad and is nasty; it makes us leave places.
- Hard to breathe with smoke.
- Not good for breathing. (x2)
- Affects my asthma and smell is disgusting.
- Don't like breathing other people's smoke and germs.
- Clean air
- I'm allergic to tobacco smoke, get eye problems and problems breathing
- It makes clothes smell bad, difficulty breathing
- The smell is bad. (x2)
- Smell is disgusting
- The smell.
- Smell bothers/affects me (x3)
- It affects me physically.
- My mother smoked and it caused health problems.
- Tobacco has given me walking pneumonia.
- You are doing a good thing.
- Good job!
- Smoking should be outlawed.
- Secondhand smoke from parents & in-laws. Insurance higher because of chewing.
- My friend started smoking last year; he's only 13 now.
- My dad smoked and died.
- Relative died from cancer.
- Parks should have a place for smoking.
- Tobacco use in parks hasn't affected me. (x2)



# Community Tobacco Survey

REALITY IL teen initials:  
  
 5 pts for every 10 surveys

1. What is your zip code? \_\_\_\_\_

2. How often does someone in your family visit a local park?

- Once per week or more   
  1-3 times per month   
  A few times per year   
  Never

3. Circle the number on the scale that best describes how you feel about whether the following places should be tobacco-free:

<b>Parks</b>	Strongly Disagree	1	2	3	4	5	Strongly Agree
<b>Playgrounds</b>	Strongly Disagree	1	2	3	4	5	Strongly Agree
<b>Outdoor sports fields</b>	Strongly Disagree	1	2	3	4	5	Strongly Agree
<b>Skateboard/bike parks</b>	Strongly Disagree	1	2	3	4	5	Strongly Agree
<b>Hiking/biking trails</b>	Strongly Disagree	1	2	3	4	5	Strongly Agree
<b>Beaches</b>	Strongly Disagree	1	2	3	4	5	Strongly Agree
<b>Golf courses</b>	Strongly Disagree	1	2	3	4	5	Strongly Agree
<b>Swimming Pools</b>	Strongly Disagree	1	2	3	4	5	Strongly Agree
<b>Outdoor festivals</b>	Strongly Disagree	1	2	3	4	5	Strongly Agree

4. Do you think litter from tobacco products is a problem in these places?     Yes     No

5. Have you been bothered by tobacco smoke at any of the above places?     Yes     No

6. Do you think outdoor tobacco smoke is harmful?     Yes     No

7. What is your age?

- under 10   
  11-17   
  18-24   
  25-39   
  40-50   
  51+

8. Please check all the boxes that apply to you. I am a...

- Sports team/league participant   
  Sports coach, leader or official   
  Golfer  
 Parent   
 Grandparent   
 Non-smoker   
 Smoker   
 Ex-smoker

9. In what way has tobacco use at the above places affected you?

---



---

10. Is there anything else you would like to share? \_\_\_\_\_

---

# Community Tobacco Survey

- 1. Where do you live?**     Beach Park     Winthrop Harbor     Zion  
 Within 20 miles of Beach Park, Winthrop Harbor or Zion  
 Over 20 miles of Beach Park, Winthrop Harbor or Zion

- 2. How often does someone in your family visit a park in Beach Park, Winthrop Harbor or Zion?**  
 Once per week or more     1-3 times per month     A few times per year

- 3. For each place, circle the number on the scale that best describes how you feel.**

The following places should be tobacco-free:

<b>Parks</b>	Strongly Disagree	1	2	3	4	5	Strongly Agree
<b>Playgrounds</b>	Strongly Disagree	1	2	3	4	5	Strongly Agree
<b>Outdoor sports fields</b>	Strongly Disagree	1	2	3	4	5	Strongly Agree
<b>Skateboard/bike parks</b>	Strongly Disagree	1	2	3	4	5	Strongly Agree
<b>Beaches</b>	Strongly Disagree	1	2	3	4	5	Strongly Agree
<b>Golf courses</b>	Strongly Disagree	1	2	3	4	5	Strongly Agree

- 4. Do you think litter from tobacco products is a problem in these places?**     Yes     No

- 5. Have you been bothered by tobacco smoke at any of the above places?**     Yes     No

- 6. Do you think outdoor tobacco smoke is harmful?**     Yes     No

- 7. What is your age?**     6-10     11-17     18-24     25-39     40-50     51+

- 8. Please check all the boxes that apply to you. I am a...**

- Sports team/league participant     Sports coach, leader or official     Golfer  
 Parent     Grandparent     Non-smoker     Smoker     Ex-smoker

- 9. Is there any thing else you would like to share?** \_\_\_\_\_

---

---